

CANCER IN SOUTH CAROLINA

25-YEAR TRENDS FOR INCIDENCE, MORTALITY, AND SURVIVAL

SOUTH CAROLINA CENTRAL CANCER REGISTRY

Dillon Lay, MS



SOUTH CAROLINA
CANCER ALLIANCE



S.C. Department of Health and
Environmental Control

Thank You!

Stephanie Chiodini, MSPH
Virginie Daguise, PhD
Bezawit Kase, PhD
Dillon Lay, MS


Vinita Leedom, MPH, PhD
Padgette Powe, MPH
Henry Well



260,240

*ESTIMATED NUMBER OF SC
CANCER SURVIVORS - AS OF JAN 1, 2022*

SOUTH CAROLINA CENTRAL CANCER REGISTRY



Source: The information on this page was adapted from the SC Central Cancer Registry and American Cancer Society.

THE 25-YEAR TRENDS SHOWS A DECLINE IN INCIDENCE RATES

Between 2016 and 2020, South Carolina had the 44th highest all-cancer incidence rate among all states in the nation.

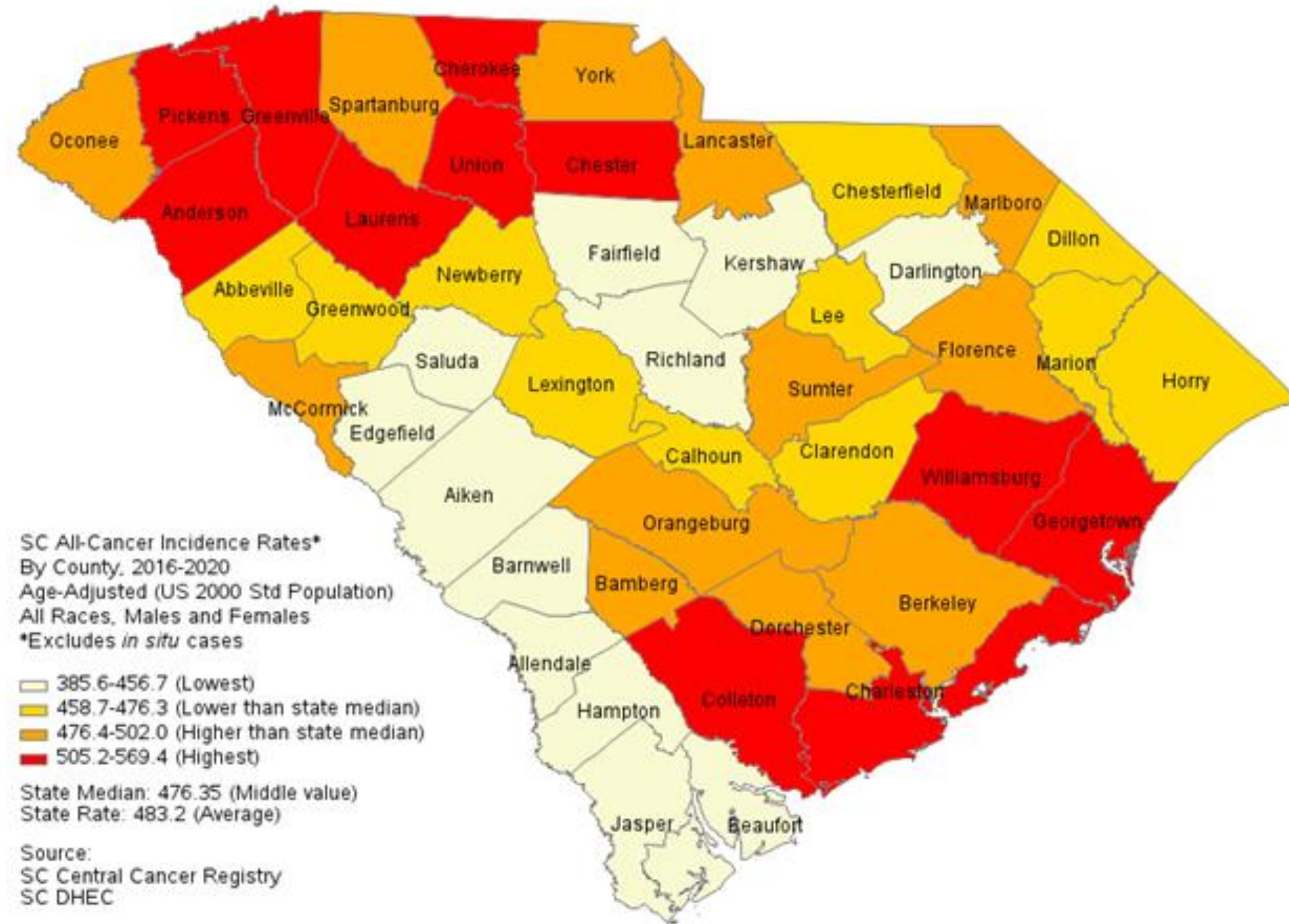


Figure 2. All-cancer incidence rates in counties in South Carolina, 2016-2020


Data on cancer incidence is available nationally from 2001 to 2020.

Source: The information on this page was adapted from the SC Central Cancer Registry and American Cancer Society.

THE 25-YEAR TRENDS SHOWS A DECLINE IN INCIDENCE RATES

The all-cancer incidence rate in South Carolina **decreased by 9%** over the 25-year period.

Incidence here indicates the rate of new cancer diagnosis within a specified period in a population.



South Carolina had a higher decline in all-cancer incidence rate compared to the national decline from 2001 to 2020.

The **top five incident cancers** in South Carolina in 2016-2020 were:

Females	Males
breast, lung, colorectal, uterus, and melanoma cancers	prostate, lung, colorectal, melanoma, and urinary bladder cancers



THE 25-YEAR TRENDS SHOWS A DECLINE IN DEATH RATES

Even though there has been a decline in cancer deaths, South Carolina still has the 11th highest death rate from cancer in the United States.

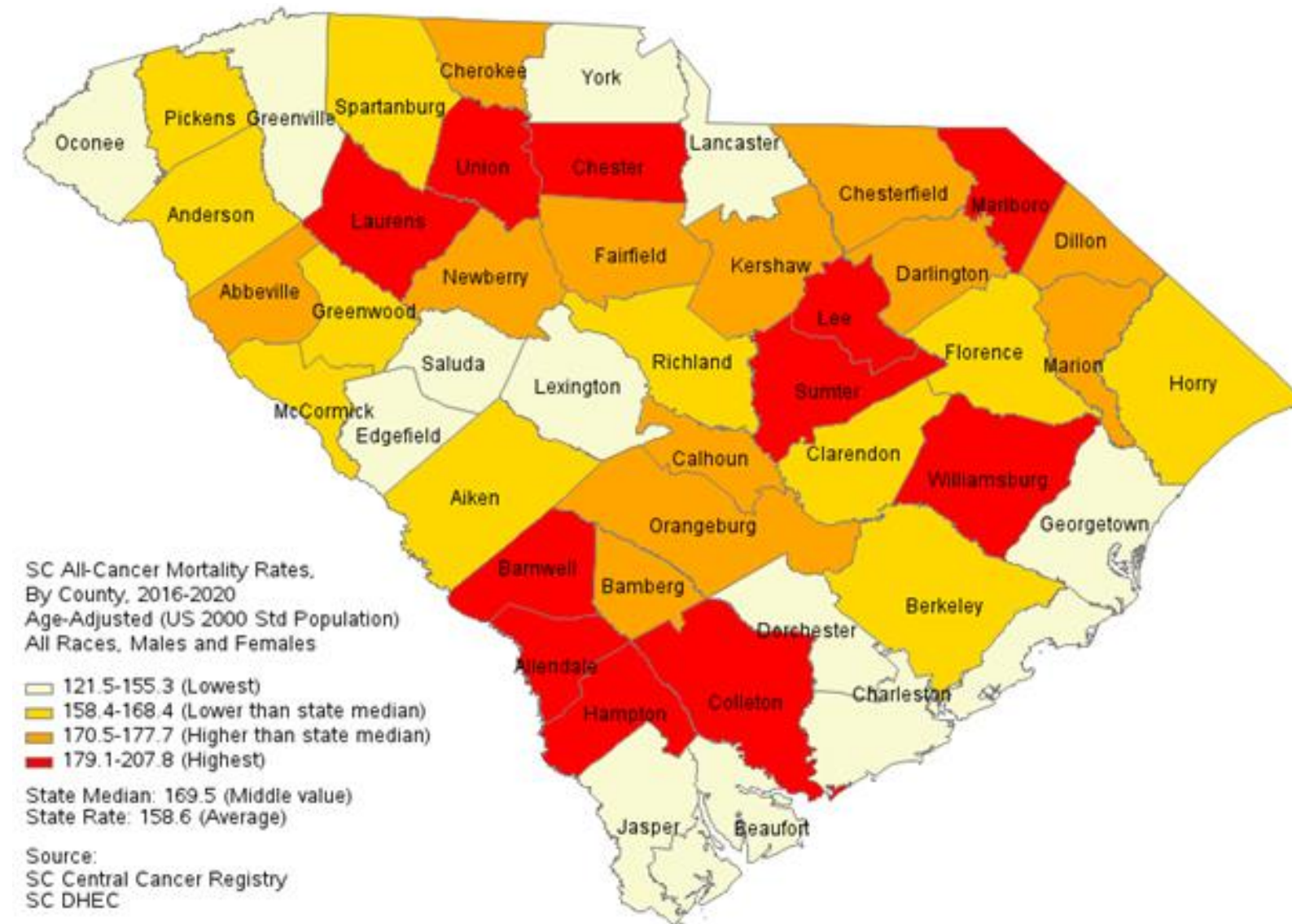


Figure 1. All-cancer mortality rates in counties in South Carolina, 2016-2020



Source: The information on this page was adapted from the SC Central Cancer Registry and American Cancer Society.

THE 25-YEAR TRENDS SHOWS A DECLINE IN DEATH RATES

Deaths from all cancers in South Carolina **decreased by approximately 25% over the 25-year period.** The decline in South Carolina was **MORE** than the national decline.



The leading causes of **cancer-related deaths** in 2016-2020

Females	Males
lung, breast, colorectal, pancreatic, and ovarian cancers	lung, prostate, colorectal, pancreatic, and liver and intrahepatic bile duct cancers



LUNG CANCER

In South Carolina alone, the American Cancer Society estimated 2,630 deaths from lung cancer in 2023.

Lung cancer incidence rate has declined by 20% over 25 years



South Carolina had a similar reduction in lung cancer incidence rate compared to the national rate from 2001 to 2020.

Females	Males
Increased in White females by 0.6%	Similar rates for White and Black males
Increased in Black females by 6.9%	

Data on cancer incidence is available nationally from 2001 to 2020.
Source: The information on this page was adapted from the SC Central Cancer Registry and American Cancer Society.




LUNG CANCER

In South Carolina alone, the American Cancer Society estimated 2,630 deaths from lung cancer in 2023.

Lung cancer death rate has declined by 35% over 25-years

This was comparable to the decline nationally over the 25-years.



Lung cancer death rates were consistently **higher for Black men** than other groups. A similar disparity was found nationally.

Females	Males
Decreased in White females by 21.0%	Decreased in White males by 44.7%
Decreased in Black females by 16.0%	Decreased in Black males by 45.0%

Data on cancer incidence is available nationally from 2001 to 2020.
Source: The information on this page was adapted from the SC Central Cancer Registry and American Cancer Society.



BREAST CANCER

In South Carolina alone, the American Cancer Society estimated 800 deaths from breast cancer in 2023.

Breast cancer incidence rate increased by 1.5% over 25 years.

There was a similar increase in breast cancer incidence rate nationally from 2001 to 2020.

White Females	Black Females
Decreased in White females by 2.0%	Increased in Black females by 13.8%



BREAST CANCER

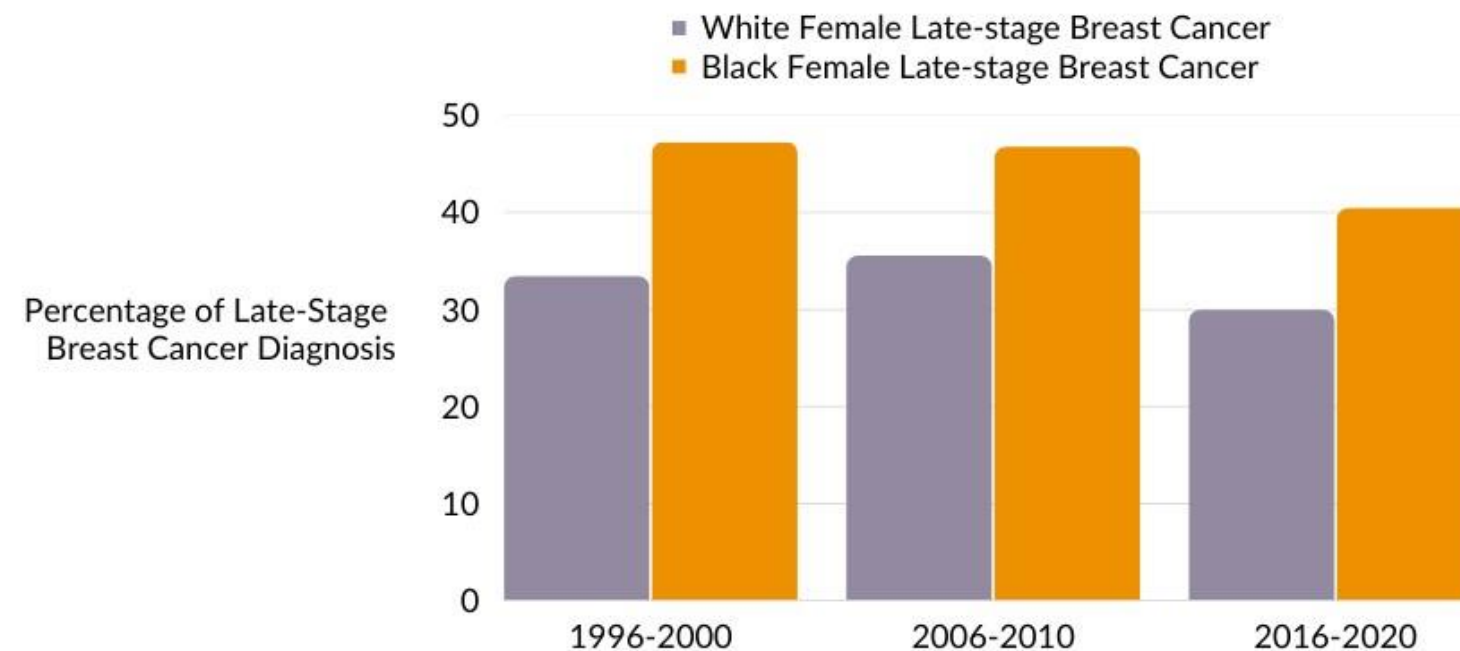
In South Carolina alone, the American Cancer Society estimated 800 deaths from breast cancer in 2023.

**Late-stage breast cancer diagnosis declined by 2.7%.
However, Black females had disproportionately higher rates of late-stage breast cancer compared to White females.**



Breast Cancer Diagnosed at Later Stages by Race in South Carolina

Late-stage breast cancer includes regional (by direct extension, lymph nodes, both or not specified) and distant metastasis.



Since 1996, Black women have been diagnosed with cancer at later stages than White women.

Data on cancer incidence is available nationally from 2001 to 2020.

Source: The information on this page was adapted from the SC Central Cancer Registry and American Cancer Society.



BREAST CANCER

In South Carolina alone, the American Cancer Society estimated 800 deaths from breast cancer in 2023.

Breast cancer death rates declined by 22% from 1996-2020

The decline in South Carolina was lower than the national decline in breast cancer death rate over the 25 years.

**Decreased in
White females
by 21%**



**Decreased in
Black females
by 24%**



PROSTATE CANCER

In South Carolina alone, the American Cancer Society estimated 640 deaths from prostate cancer in 2023.

Prostate cancer death rate in South Carolina decreased by 50% over the 25-year period.

South Carolina had a greater decline in prostate cancer death rate than the national decline over the 25 years.

The disparities in prostate cancer-related death rates between Black and White males declined. However, the most recent data showed that ...

Black Males were
2.3x MORE LIKELY
to die from prostate cancer than White males.



COLORECTAL CANCER

In South Carolina alone, the American Cancer Society estimated 910 deaths from colorectal cancer in 2023.

Colorectal cancer incidence rates declined by 35% from 1996-2020.

- Decreased among adults aged 45 years and above by 38.7%.
- Increased among adults ages 35-44 years by 24.0%.

Late-stage diagnosis of colorectal cancer declined by 34%.

- Decreased among adults aged 45 years and above by 37%
- Increased among adults ages 35-44 years by 26%

The decline in colorectal cancer incidence rate in South Carolina was similar to the decline nationally from 2001 to 2020.

Data on cancer incidence is available nationally from 2001 to 2020.
Source: The information on this page was adapted from the SC Central Cancer Registry and American Cancer Society.



COLORECTAL CANCER

In South Carolina alone, the American Cancer Society estimated 910 deaths from colorectal cancer in 2023.

Colorectal cancer-related death rates declined by 37% from 1996-2020.

This decline mirrors the decline nationally over the 25-years.

- **Decrease** in death rate among adults aged 45 years and above by **38.6%**.
- **No change** in death rate among adults ages 35-44 years.
- **Black males had consistently higher death rates** than White males, however, there was a **decline in death rates among all groups**. The disparity in colorectal cancer death rates was also observed nationally.

Females	Males
Decreased in White females by 40.4%	Decreased in White males by 39.0%
Decreased in Black females by 37.6%	Decreased in Black males by 30.0%



QUESTIONS?



SOUTH CAROLINA
CANCER ALLIANCE

FOR MORE INFORMATION
SCCANCER.ORG
SCDHEC.GOV