



# Cancer in the Pee Dee Region

Susan Bolick, MSPH, CTR

Stephanie Clugstone, MSPH, Deb Hurley, MSPH

South Carolina Department of Health and Environmental Control

Healthy People. Healthy Communities.

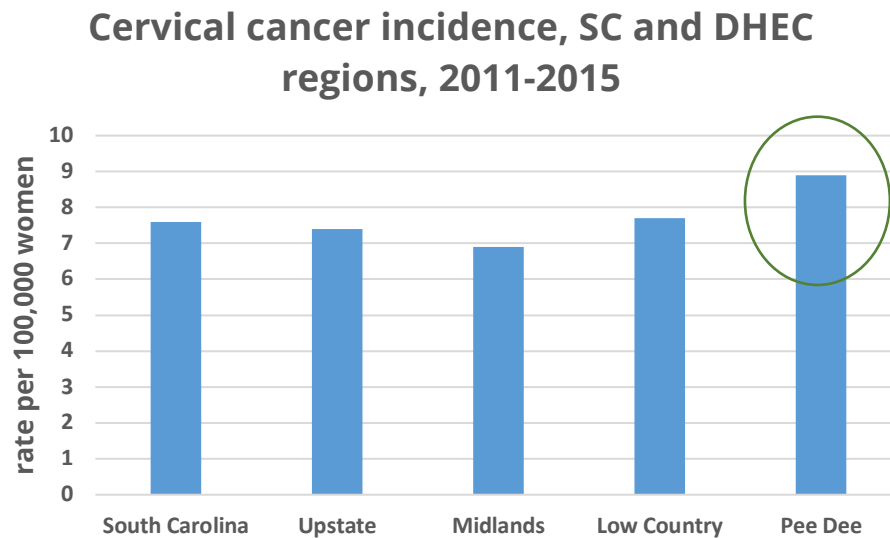


South Carolina Department of Health and Environmental Control  
Healthy People. Healthy Communities.

# CERVICAL CANCER DATA FOR PEE DEE REGION

## Cervical Cancer Incidence, SC and DHEC Regions, all races, 2011-2015

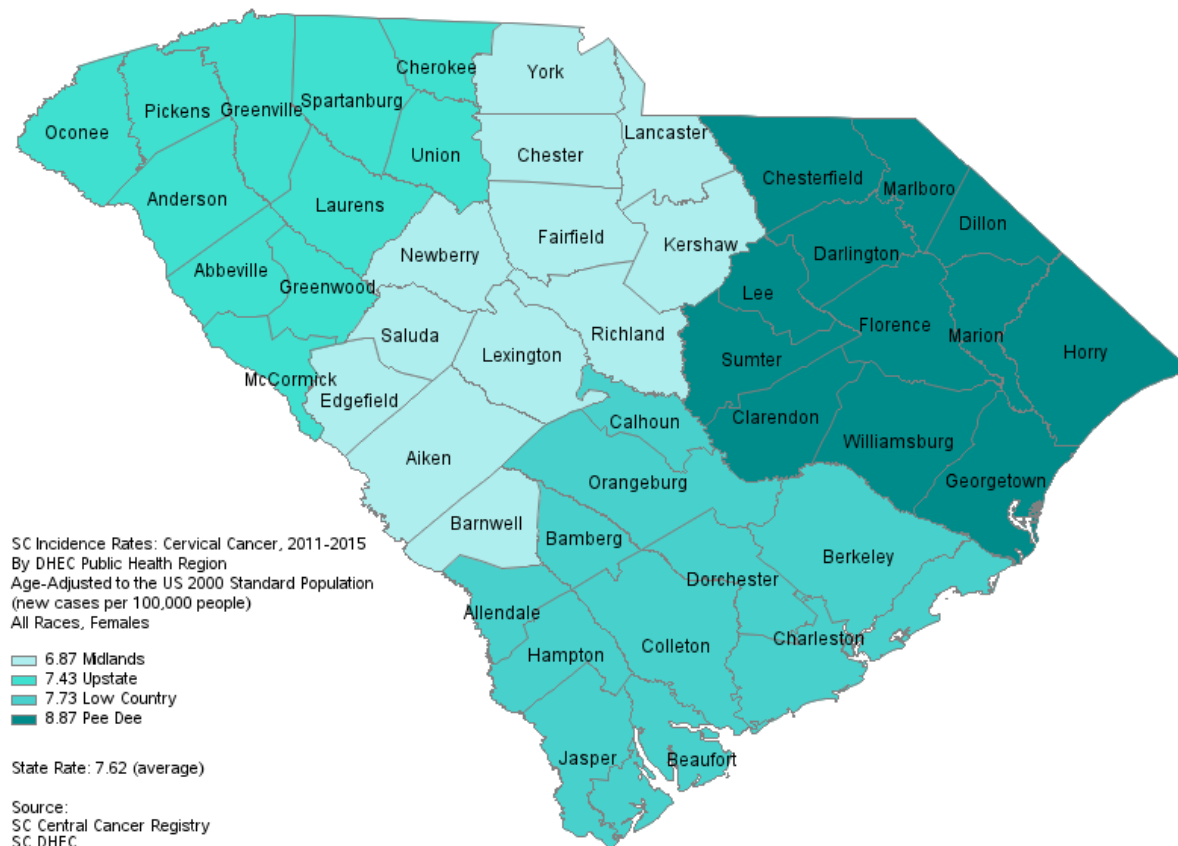
Cervical cancer incidence 2011-2015		
	Rate	Count
South Carolina	7.6	974
Upstate	7.4	273
Midlands	6.9	250
Low Country	7.7	231
Pee Dee	8.9	219



Note: County rankings for cervical cancer were too small to be shown.

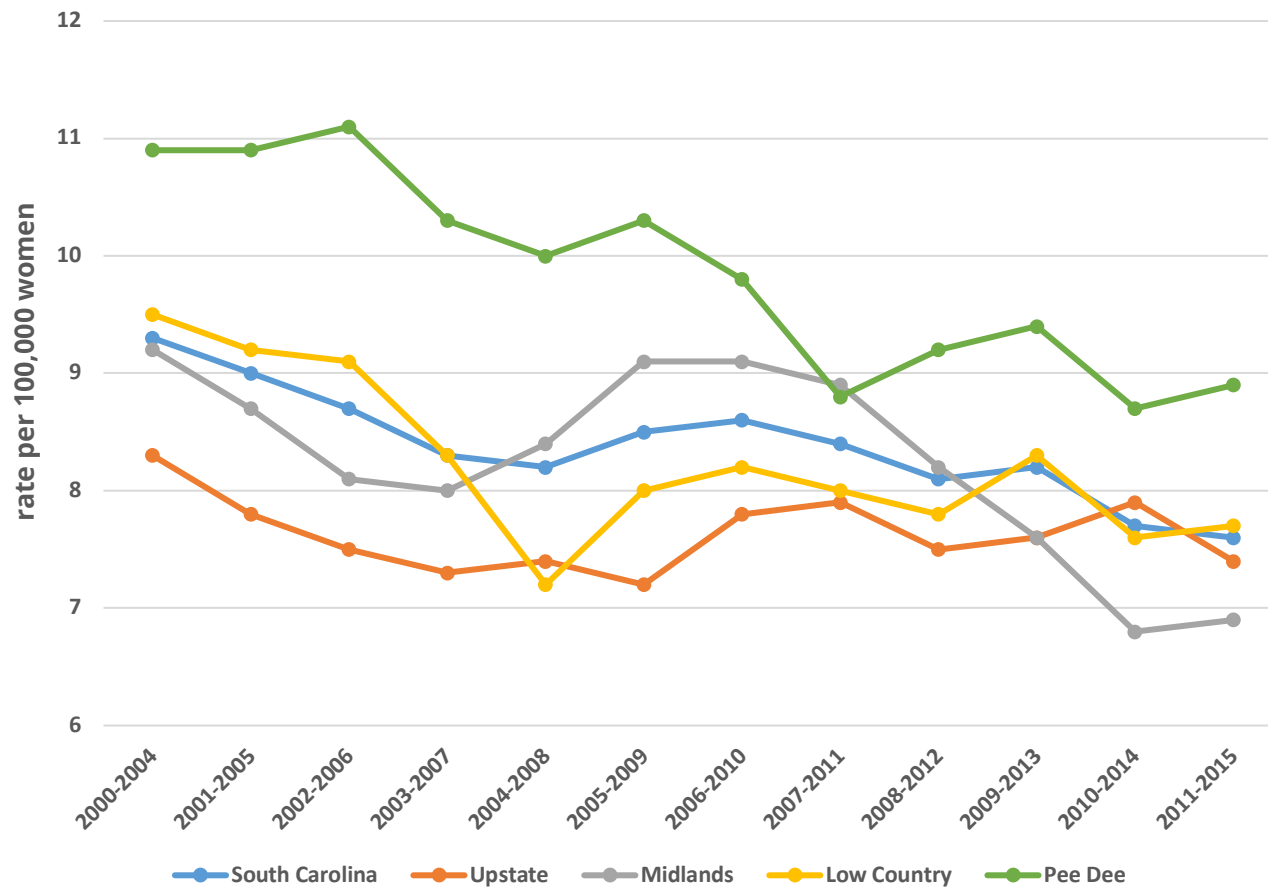
PEE DEE had the highest incidence rates among all the regions

## Cervical Cancer Incidence Rates by DHEC Regions, All Races, 2011-2015



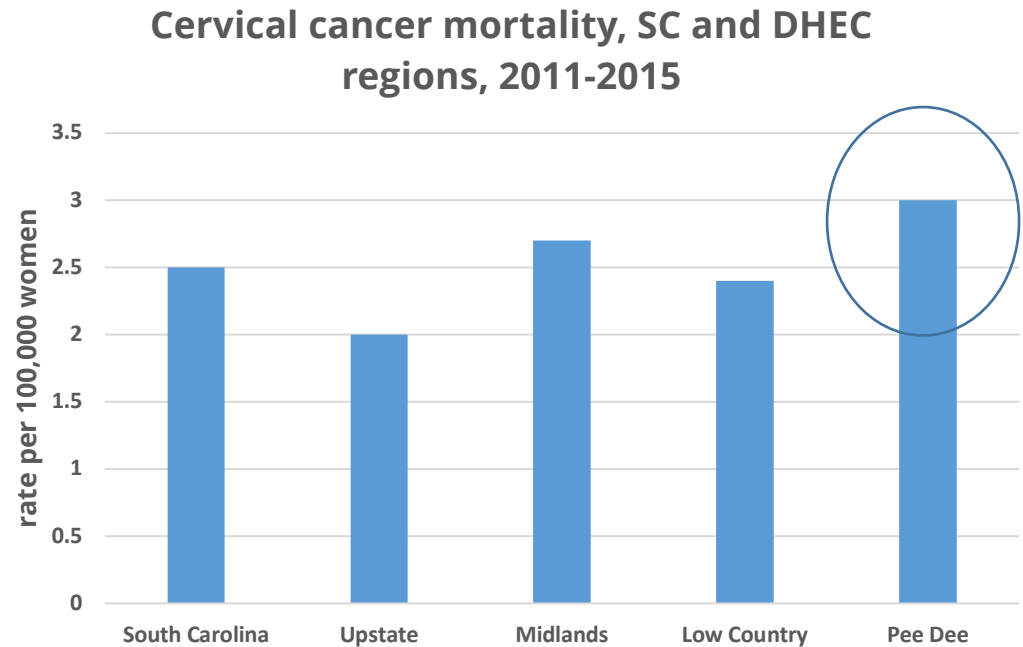
PEE DEE had the highest incidence rates among all the regions

## Cervical cancer 5-year incidence trends for DHEC regions



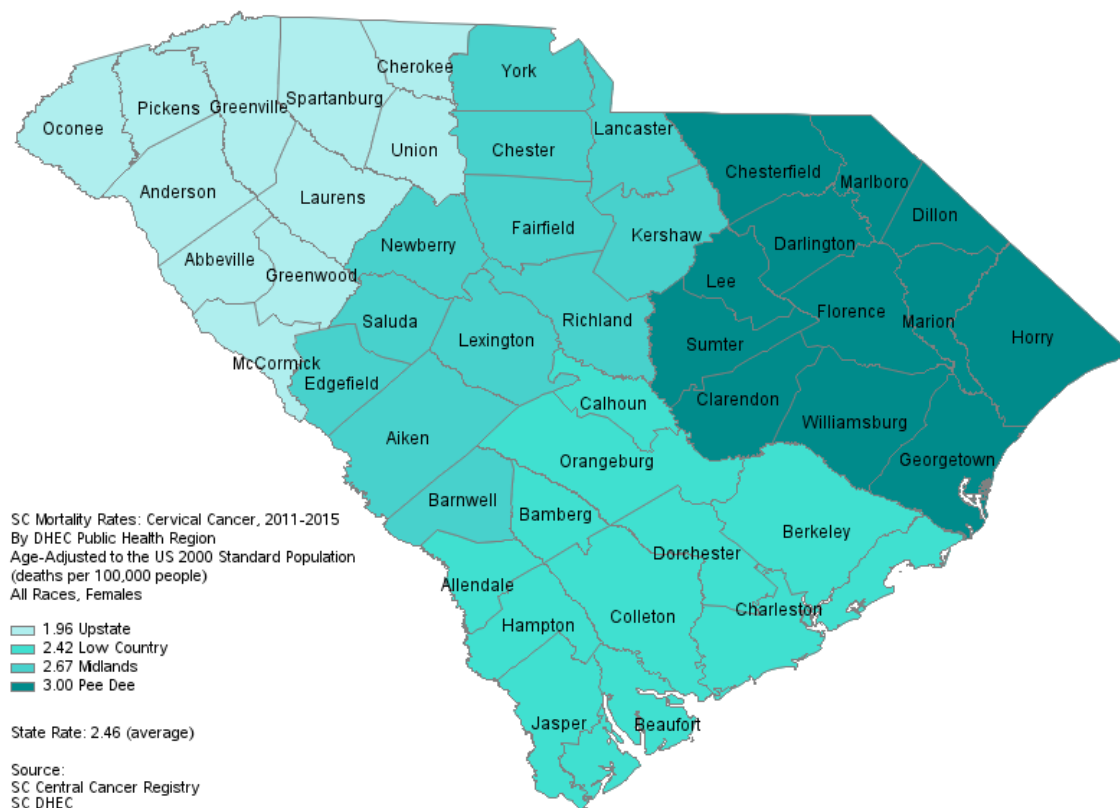
## Cervical Cancer Mortality, SC and DHEC Regions, all races, 2011-2015

Cervical cancer deaths, 2011-2015		
	Rate	Count
South Carolina	2.5	1,500
Upstate	2.0	417
Midlands	2.7	380
Low Country	2.4	313
Pee Dee	3.0	390



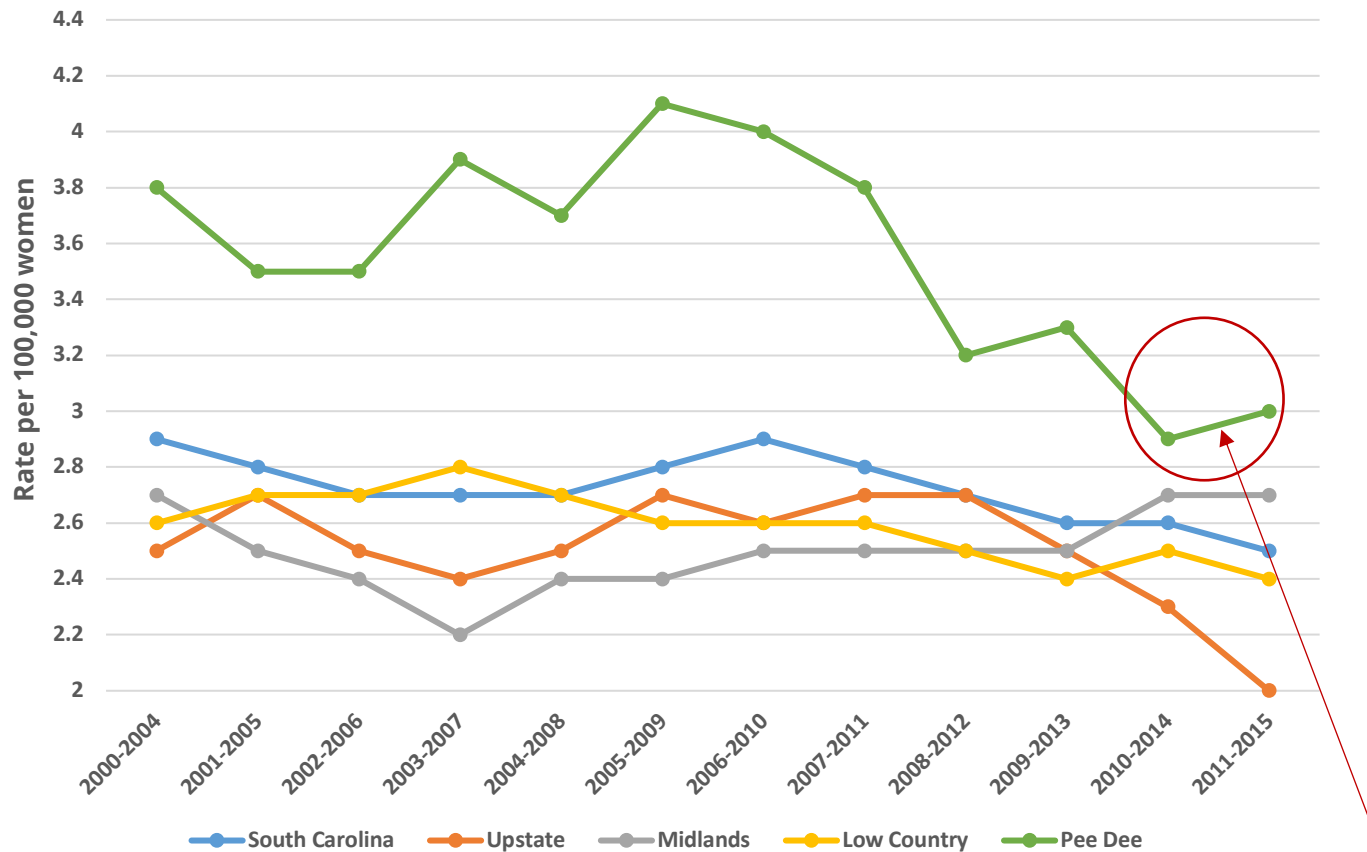
PEE DEE ranked Highest for cervical cancer mortality rate among regions.

## Cervical Cancer Mortality Rates by DHEC Regions, All Races, 2011-2015



PEE DEE ranked Highest for cervical cancer mortality rate among regions.

### Cervical cancer 5-year mortality trends for DHEC regions



PEE DEE Trend took an "up-turn" from 2014-2015

PEE DEE has experienced a large decline in death rates since 2004, still highest in state





## **Cervical Cancer Early vs. Late Stage Comparison** **SC and DHEC Regions for all ages,** **2011-2015**

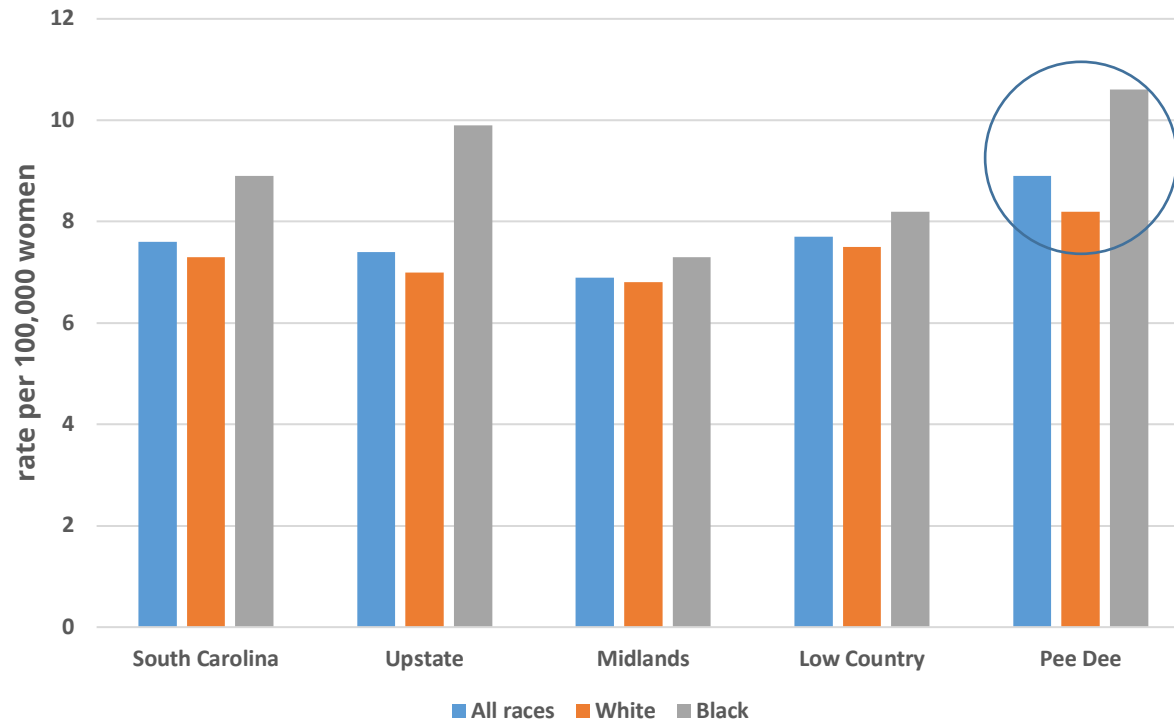
All ages		
	Early	Late
South Carolina	44.1%	55.9%
Upstate	44.9%	55.1%
Midlands	45.6%	54.4%
Low Country	47.1%	52.9%
Pee Dee	38.0%	62.0%

NOTE: Early stage = localized disease. Late Stage = Regional and Distant Disease

**MORE THAN HALF OF ALL INVASIVE CERVICAL CANCER IN S.C. AND IN ALL REGIONS IS DIAGNOSED AT ADVANCED STAGE**

*In situ* carcinoma of the cervix is not collected.

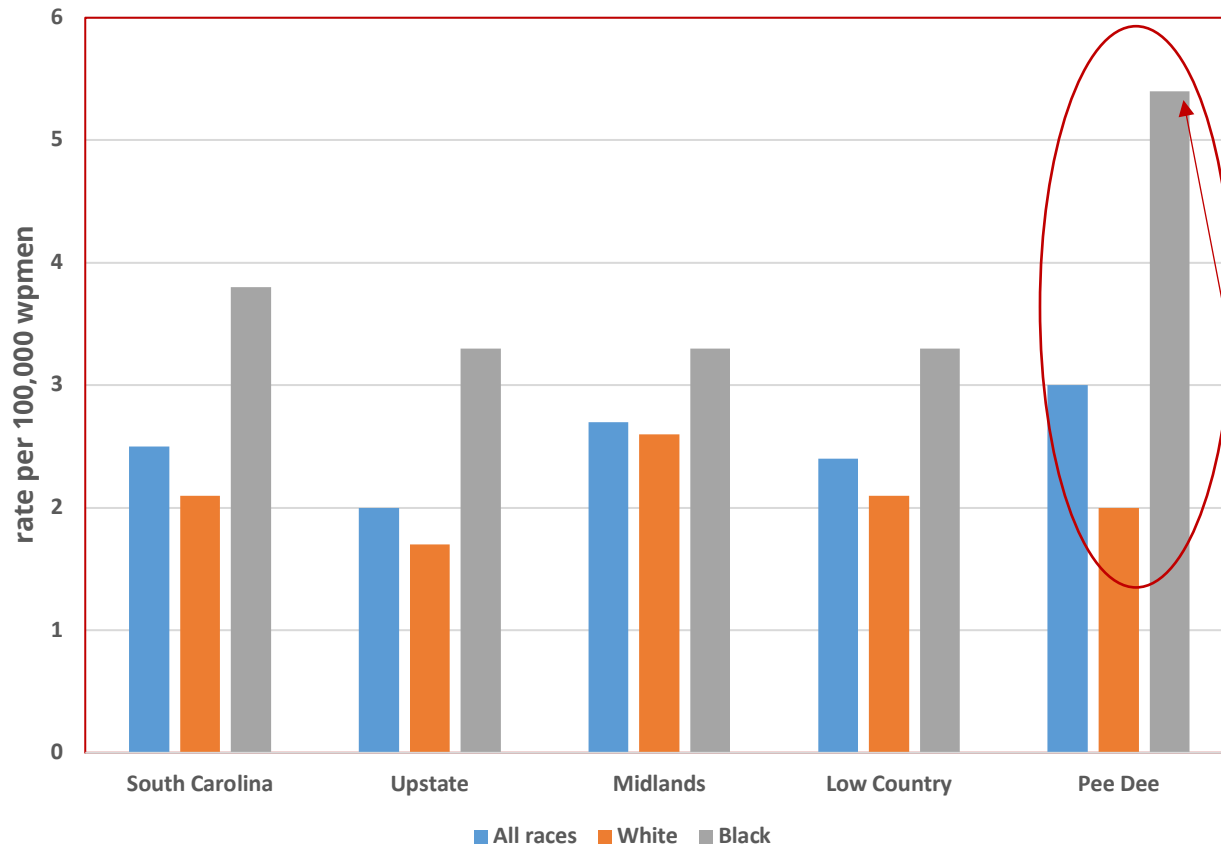
### Cervical cancer incidence rates for DHEC regions by race, 2011-2015



Note: County rankings for cervical cancer were too small to be shown.

PEE DEE showed Black Women were diagnosed at a  rate than White Women.

### Cervical cancer mortality rates for DHEC regions by race, 2011-2015



**PEE DEE has >2x higher death rates for Black Women than for Whites**

**Black women have higher rates of cervical cancer deaths in each DHEC Region**



South Carolina Department of Health and Environmental Control  
Healthy People. Healthy Communities.

# SUMMARY OF THE CANCER DATA FOR PEE DEE REGION

# Cervical Cancer

- Cervical Cancer Incidence
  - Pee Dee Region ranks highest among the regions
  - County numbers too small to rank
- Cervical Cancer Mortality
  - Pee Dee has highest rates among Regions, higher than state
  - County numbers too small to rank

# • Early-to-Late Stage Comparisons

## Cervical cancer:

Pee Dee has highest proportion of late stage (~60%) among the Regions

Pee Dee had Higher than the state (55%), and the U.S. (~51%) late stage proportions

# Racial Disparities – Black-to-White Comparison for Incidence

## Cervical Cancer:

For SC – Black incidence is 22% higher than that of Whites

For Pee Dee – Black incidence is 29% higher than that of Whites



# Racial Disparities – Black-to-White Comparison for Mortality

## Cervical Cancer

For SC - Black death rate nearly double that of Whites

For Pee Dee - Black death rate 170% higher than for Whites